

SELECT SUBSECTOR

FACT SHEET

4Q 2024

STRATEGY OBJECTIVE

Outperform the S&P 500 index by investing in the top 10 economically advantageous U.S. sectors and subsectors. By utilizing fundamental data, the Select Subsector portfolio's goal is to create a more efficient S&P 500.

PHILOSOPHY

We believe a fundamental perspective paired with quantitative execution will result in long-term outperformance. Rather than deploying cash as a downside hedge, the Select Subsector portfolio remains 100% invested in the most favorable U.S. sectors and subsectors in light of the economic climate.

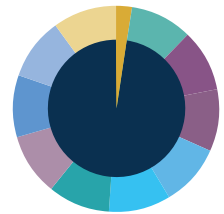
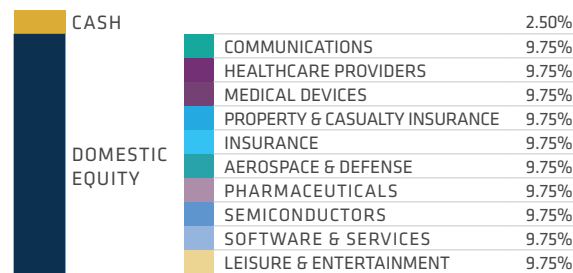
- **Active ETF Selection** – Invest in the top 10 U.S. Sectors and Subsectors given the current market environment.
- **Risk Management** – By removing undesirable sectors and subsectors, the portfolio provides alpha while mitigating domestic equity volatility in the process.
- **Consistency** – Aim to provide investors long term growth with the knowledge that their portfolio attempts to invest exclusively in U.S. sectors and subsectors that are structurally the strongest.

PROGRAM DETAILS

INCEPTION DATE	DECEMBER 31, 2022
MINIMUM INVESTMENT	\$250,000.00
BENCHMARK	S&P 500
STYLE	LARGE CAP CORE
EXPENSE RATIO	0.35%
NUMBER OF HOLDINGS	10
MANAGED BY	SCOTT MARTIN, CIMA®, CHIEF INVESTMENT OFFICER

ALLOCATIONS

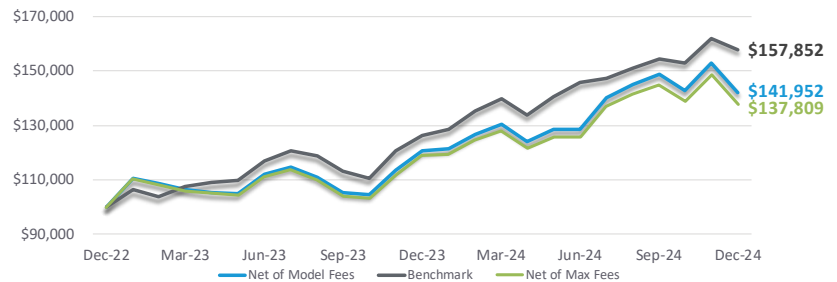
As of: 12/31/2024



Allocations are subject to change without notice. Allocations may not total 100% due to rounding.

GROWTH OF \$100,000 INVESTMENT (SINCE INCEPTION)

As of: 12/31/2024



PERFORMANCE

As of: 12/31/2024

	Net of Model Fees ¹	Net of Max Fees ²	Benchmark
YTD	17.65%	15.92%	25.02%
3 MONTHS	-4.46%	-4.83%	2.39%
1 YEAR	17.65%	15.92%	25.02%
SINCE INCEPTION	19.14%	17.39%	25.64%
CUMULATIVE RETURN	41.95%	37.81%	57.85%

CALENDAR YEAR PERFORMANCE (SINCE INCEPTION)

2024	17.65%	15.92%	25.02%
2023	20.66%	18.89%	26.26%

RISK MEASURES (SINCE INCEPTION)

STANDARD DEVIATION	16.48%	16.48%	12.32%
BETA	1.11	1.11	1.00
ALPHA	-8.71%	-10.47%	*
SHARPE RATIO	0.84	0.74	1.66
R-SQUARED	68.67	68.67	100.00

¹"Net of Model Fee" represents performance that has factored in an assumed fee of .60%. ²"Net of Max Fee" represents performance that has factored in an assumed fee of 2.10% (.60% Model Fee plus 1.50% Advisor Fee). There is no guarantee that any investment will achieve its objectives. Data quoted is past performance and current performance may be lower or higher. Past performance is no guarantee of future results. See "Disclosures" for important information regarding portfolios and benchmarks.

DISCLOSURES

Kingsview Wealth Management ("KWM") is an investment adviser registered with the Securities and Exchange Commission ("SEC"). Registration does not constitute an endorsement of the firm by the SEC nor does it indicate that KWM has attained a particular level of skill or ability. Information presented is for educational purposes only and does not intend to make an offer or solicitation for the sale or purchase of any specific securities, investments, or investment strategies. Investments involve risk and unless otherwise stated, are not guaranteed.

Kingsview Investment Management ("KIM") is the internal portfolio management group of KWM. KIM asset management services are offered to KWM clients through KWM IARs. KIM asset management services are also offered to non KWM clients and unaffiliated advisors through model leases, solicitor agreements and model trading agreements. KWM clients utilizing asset management services provided by KIM will incur charges in addition to the KWM advisory fee.

Readers of the information contained on this fact card, should be aware that any action taken by the viewer/reader based on this information is taken at their own risk. This information does not address individual situations and should not be construed or viewed as any type of individual or group recommendation. Be sure to first consult with a qualified financial adviser, tax professional, and/or legal counsel before implementing any securities, investments, or investment strategies discussed.

Any performance shown since inception is based upon composite results of the stated portfolio. Portfolio performance is the result of the application of the KIM Select Subsector investment process. It does not reflect any investor's actual experience with owning, trading or managing an actual investment account.

"Net of Model Fee" portfolio performance is shown net of the 0.60% KIM model fee and the trading costs of the firm's Custodians. "Net Model Fee" portfolio performance DOES NOT include the advisory fee charged by a KWM investment advisor representative. "Net of Max Fees" portfolio performance is shown net of the advisory fees of 2.10%, the highest fee charged by KWM, which is inclusive of the 0.60% KIM model fee and the trading costs of the firm's Custodians. Performance does not reflect the deduction of other fees or expenses, including but not limited to custodial fees and fees and expenses charged by mutual funds and other investment companies. Performance results shown include the reinvestment of dividends and interest on cash balances where applicable. The data used to calculate the portfolio performance was obtained from sources deemed reliable and then organized and presented by KWM.

Actual performance of client portfolios may differ materially due to the timing related to additional client deposits or withdrawals and the actual deployment and investment of a client portfolio, the reinvestment of dividends, the length of time various positions are held, the client's objectives and restrictions, and fees and expenses incurred by any specific individual portfolio.

Past performance is no guarantee of future results. There are risks associated with any investment strategy, including the possible loss of principal. There is no guarantee that any investment will achieve its objectives. Diversification does not guarantee a profit or eliminate the risk of loss.

Benchmarks: The S&P 500 Total Return Index is the total return version of the S&P 500 Index which includes the effects of reinvested dividends. The S&P 500 Index is a capitalization-weighted index of 500 stocks designed to measure performance of the broad domestic economy through changes in the aggregate market value of 500 stocks representing all major industries.

The index results do not reflect fees and expenses and you typically cannot invest in an index. The index / indices used by KWM have not been selected to represent an appropriate benchmark to compare an investor's performance, but rather are disclosed to allow for comparison of the investor's performance to that of certain well-known and widely recognized indices. Indices are typically not available for direct investment, are unmanaged and do not incur fees or expenses.

Glossary of Terms: **Standard Deviation** measures the dispersion of returns; a large dispersion shows higher volatility. **Alpha** is a measure of actual returns and expected performance, given its level of risk (as measured by beta). **Beta** is a measure of the volatility, or systematic risk, of the composite portfolio in comparison to the market as a whole. **R-squared** indicates how much of the composite portfolio's fluctuations are attributable to movements of its benchmark. **Sharpe Ratio** is a measure of risk-adjusted performance. **Expense Ratio** is the weighted average of the expense ratios of the underlying holdings as of the end of the quarter. These expenses are deducted from the returns of the underlying holdings and are not an additional fee to the client.

The firm claims compliance with GIPS®. For a complete list and description of the firm's composites and / or a presentation that adheres to the GIPS standards, contact gips@kingsview.com. For purposes of compliance with the Global Investment Performance Standards (GIPS®), the "firm" refers to only Kingsview Investment Management.

For the purpose of complying with the Global Investment Performance Standards (GIPS) standards, Kingsview Wealth Management "KWM" and Kingsview Investment Management "KIM, the firm" are separate and distinct entities. Kingsview Wealth Management is an independent investment advisor registered under the Investment Advisors Act of 1940. KWM manages assets across a wide scope with many independent advisors and does not claim compliance with the GIPS Standards. Kingsview Investment Management "KIM" is a subset of Kingsview Wealth Management where KIM retains the sole investment decision making ability on accounts it is managing under KIM, and all composites and models under KIM are maintained consistent with the GIPS Standards, and KIM does wish to claim compliance with the GIPS Standards.