

BLUE CHIPS

CONVICTION THROUGH DIVERSIFICATION¹

As of December 31, 2024 | Updated Annually

Diversification has long been thought to be a means of risk mitigation.¹ By spreading their chips across the table, investors may have more likelihood of success, but with the possibility of lower returns relative to specific targeted indexes or asset classes. The Kingsview Investment Management (KIM) Blue Chips portfolio believes that in order to provide enhanced return, a targeted selection of high conviction, but effectively diversified, stocks can provide an investor with true alpha in a market where indexing has historically dominated.

PORTFOLIO CONSTRUCTION

Portfolios that feature increased position exposure provide diversified stock selection that fundamental investors have accepted as industry standard. In doing so, returns tend to track that of the index which represents the portfolio's benchmark.

The more positions within the index a portfolio owns, the lower the probability a portfolio has of outperforming that tracking index or benchmark.

The KIM Blue Chips portfolio provides for the investor searching for alpha (outperformance of a stated benchmark given a similar level of risk), a fleet of high quality names based on a proven, repeatable process that may be the superior way to achieve their goal.

The KIM investment committee takes a top-down approach to stock selection and employs a broad, multi-faceted fundamental analysis in an attempt to select the strongest stocks in any environment utilizing a proprietary quantitative screening process. Throughout the market cycle, the Blue Chips portfolio is continuously allocated across 24 high conviction companies.

Stock Market Performance

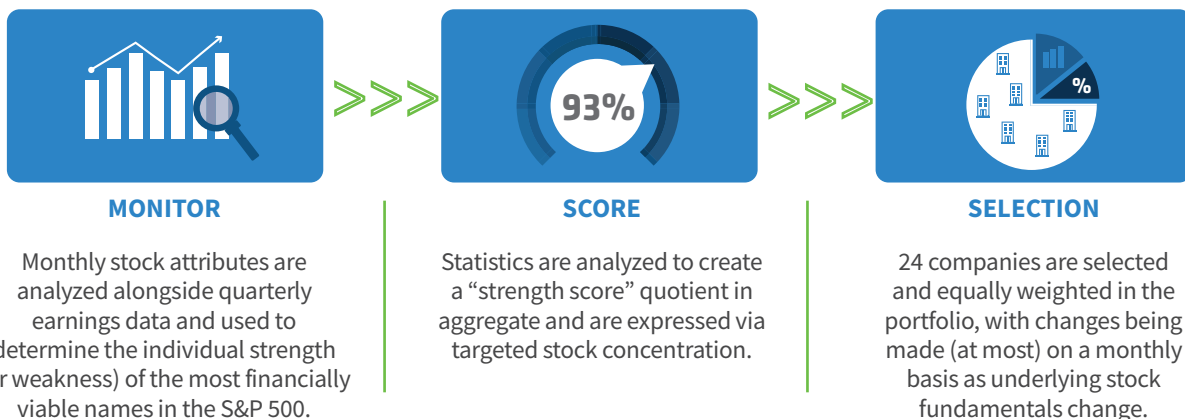
S&P 500 Index, recent period



The KIM investment committee takes a top-down approach to stock selection and employs a broad, multi-faceted fundamental analysis in an attempt to select the strongest stocks in any environment utilizing a proprietary quantitative screening process.

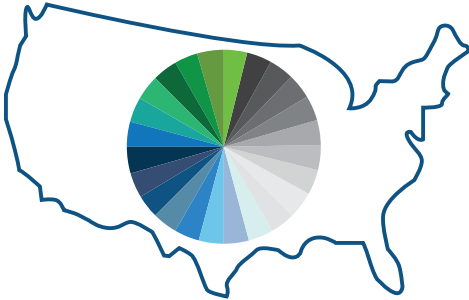
PORTFOLIO PROCESS

The Blue Chips portfolio adheres to a strict set of portfolio mandates that allows the KIM Investment Committee to make prudent allocation decisions regardless of market cycle, which includes:



BLUE CHIPS

CONVICTION THROUGH DIVERSIFICATION



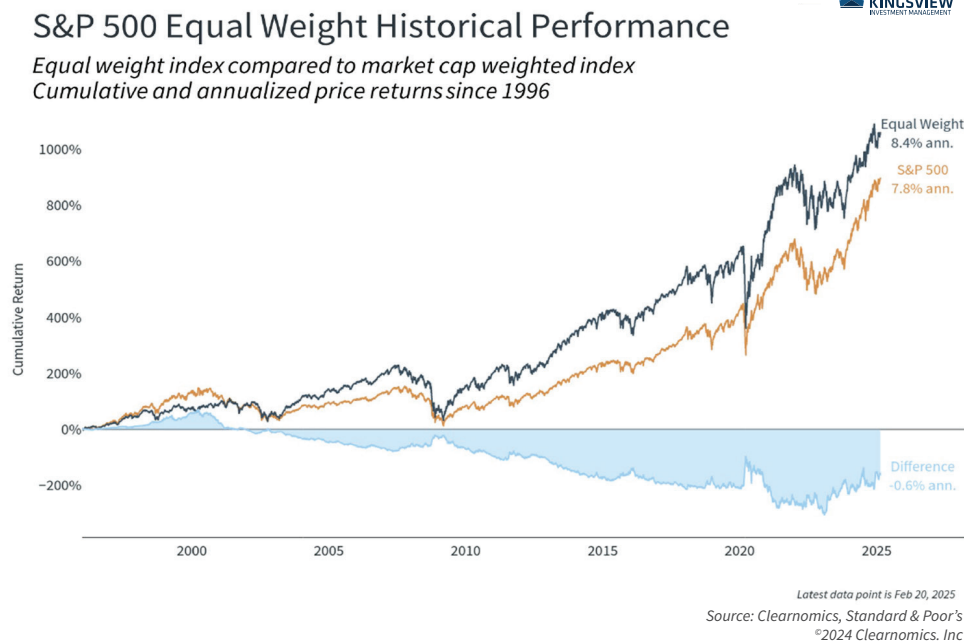
OWN WHAT YOU KNOW

For nearly a century, U.S. equities have run the gamut of superior investment returns. Historically, having a hometown bias has not only provided investors ownership in companies they trust, it has provided enhanced returns in the process.

The KIM Blue Chips portfolio is designed to maximize exposure to best of breed domestic large cap growth stocks. Investors may take solace in knowing their U.S. stock exposure is managed by a team of experienced professionals with the goal of creating an optimal U.S. growth portfolio.

CASE STUDY

The winning equity group of the last decade has been large cap equity names. Those who have avoided cap-weighted exposure through a more equally weighted process have been rewarded with outperformance amid a comparable drawdown profile. Similar to the approach of the Blue Chips strategy, the equal weighted featuring of equity names has factored out the “noise” that has been seen with just the largest market capitalization names and, as the graph shows, garnered the investor a much more favorable risk/return profile than the overall S&P 500.



Kingsview Wealth Management (“KWM”) is an investment adviser registered with the Securities and Exchange Commission (“SEC”). Information presented is for educational purposes only and does not intend to make an offer or solicitation for the sale or purchase of any specific securities, investments, or investment strategies. Investments involve risk and unless otherwise stated, are not guaranteed.

Kingsview Investment Management (“KIM”) is the internal portfolio management group of KWM. KIM asset management services are offered to KWM clients through KWM IARs. KIM asset management services are also offered to non KWM clients and unaffiliated advisors through model leases, solicitor agreements and model trading agreements. KWM clients utilizing asset management services provided by KIM will incur charges in addition to the KWM advisory fee.

This material has been prepared by Kingsview Wealth Management, LLC. It is not, and should not, be regarded as investment advice or as a recommendation regarding any particular security or course of action. Opinions expressed herein are current opinions as of the date appearing in this material only. All investments entail risks. There is no guarantee that investment strategies will achieve the desired results under all market conditions and each investor should evaluate their ability to invest for the long term. This information does not address individual situations and should not be construed or viewed as any typed of individual or group recommendation. Be sure to first consult with a qualified financial adviser, tax professional, and/or legal counsel before implementing any securities, investments, or investment strategies discussed.

The S&P 500 Total Return Index is the total return version of the S&P 500 Index which includes the effects of reinvested dividends. The S&P 500 Index is a capitalization-weighted index of 500 stocks designed to measure performance of the broad domestic economy through changes in the aggregate market value of 500 stocks representing all major industries.